

The British Society of Prosthodontics

Members Newsletter



JULY 2022 Volume 28 bsspd.org



Cover photo: The fit appointment. Courtesy of Dr Caroline Kirkpatrick

Contents

- The President's editorial | Dr Suresh Nayar
- Equality Diversity and Inclusion within Dentistry | A profession wide commitment
- Annual Conference March 24-25, 2023 | "One World, One Prosthodontics"
- News bites | Winners!
- News bites | Members achievements
- Council matters | Update
- BSSPD 2022-23 Webinar series
- On-demand CPD
- Obituary
- Member innovations | NoPaS
- Member activities
- Who's who
- BSSPD conference 2022 | photos

The President's editorial | Dr Suresh Nayar

Personal connections, networking & EDI (Equality, Diversity & Inclusion)!

Personal connections have never been more important since the pandemic. This global event shuttered us down in all aspects of life. We appear to be emerging from it, although the virus is still lurking.

I would like to highlight the positives that emerged, from what we have gone through in the last two years. Although we may not have met in person, there were new avenues of connecting and networking which emerged. These were not considered appropriate or adequate to many of us prior to the pandemic, but became part & parcel, and accepted as the new normal. Even though the pandemic may have kept us apart physically, in some respects, we have managed to overcome that by using technology in coming closer, while keeping a distance!

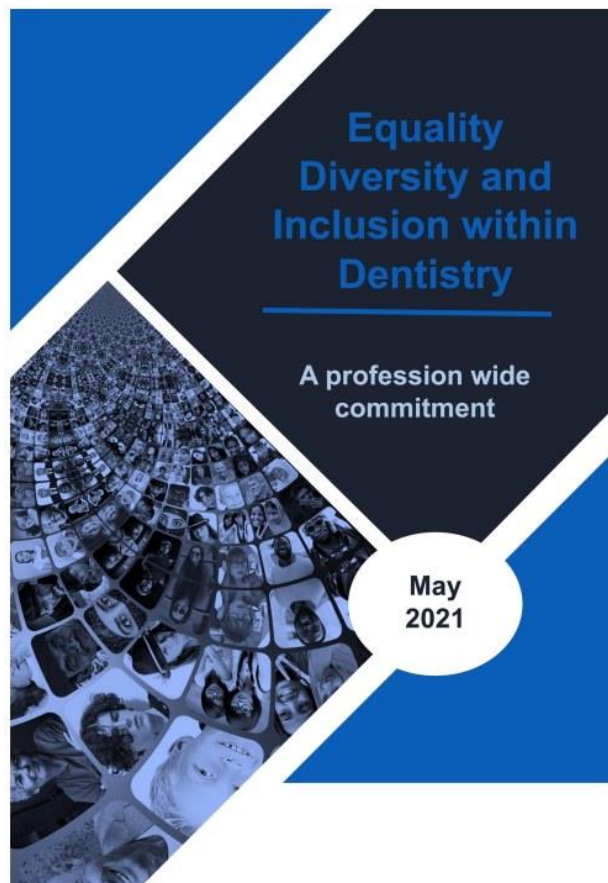
On the topic of technology, the digital age is upon us and the Institute that I work in Canada, is a world leader in using digital technologies in head and neck oncology and oral rehabilitation. I have set aside a whole session to highlight this innovative stream which will benefit all of our patients at our conference on 24, 25 March 2023. More details of the BSSPD annual conference later in this newsletter.

You all would have heard of and read the DDAG report. The report recognizes that efforts to tackle inequalities will provide better outcomes to our patients, our profession and broader society and bring in positive changes in all areas in our profession. I believe that BSSPD should be in the forefront of this initiative, if not already! My election to the presidency underscores the journey that BSSPD has taken in being inclusive. We will be releasing a statement in support of this vision and to operationalize this ethos in our organization. If history has taught us anything, it is that the politics of exclusion has never won and BSSPD, as an organization, shall strive to be inclusive.



1 - Dr Suresh Nayar, President BSSPD 2022-23

Equality Diversity and Inclusion within Dentistry | A profession wide commitment



The Diversity in Dentistry Action Group (DDAG), was formed with a view to:

listen and allow others to be heard; to **understand** and **acknowledge** the presence of discriminatory problems; to **educate** others to become aware of the issues and why they require resolution; and to deliver action to help **address, mitigate, prevent and reinforce positive messaging** that dentistry is a healthcare career open and welcome to all.

Nishma Sharma, Chair of the Diversity in Dentistry Action Group (DDAG)

DDAG Mission Statement	Key Principles For Change
The DDAG exists to promote a collaborative approach to shape a dental profession which respects, values and lives by the principles of equality, diversity and inclusion.	Creating a positive open, learning culture across the profession and organisations which develops understanding and supports people to embrace diversity and inclusion Ongoing improvement through constant enquiry, investigation and learning Working together, to address inequalities and increase diversity in dentistry Exploring and developing opportunities for representation and inclusion Actively committing to addressing racism and discrimination Organisational commitment to change at all levels Embracing workforce diversity

A copy of the report in full can be located [here](#).

Annual Conference March 2023 | "ONE WORLD, ONE PROSTHODONTICS"

Friday 24th March – Saturday 25th March 2023, Millennium Point, Birmingham

My dear friends,

Please allow me to invite you all to attend the BSSPD conference, in Birmingham on March 24, 25, 2023. The theme of our conference is "One World, One Prosthodontics". This conference will explore the similarities in prosthodontics across the world. In addition, to make it truly international, I have for you a fabulous line up of international masters in prosthodontics and covering all aspects in prosthodontics from fixed, removable, implants and maxillofacial prosthodontics. The venue for the conference is the [Millennium Point in Birmingham](#). This is a purpose-built venue for large meetings and the IMAX auditorium can seat up to 354 guests. It is in the heart of Birmingham with easy accessibility by rail, air and road and has plenty of options for accommodation. It has a large area called the Platform where you can mingle with our industry partners during conference breaks. It also has a large atrium where we will have our conference dinner. This year, I am giving a new twist to the conference dinner by giving you a taste of my cultural background. The dinner will be Indian cuisine and I am coming dressed in my Indian attire. I would welcome you too to come dressed in an Indian attire and to celebrate the diversity that UK is! Our dinner guests will be welcomed by a Bhangra dance performance ((Bhangra is a Punjabi folk dance with a rhythmic drumbeat and lively dance). After the Indian dinner, you will be entertained by a Bollywood dance performance. I know that there are numerous options for one to make a decision on as regards conferences. However, for 2023, if there is one conference you wish to go, to get the best of scientific knowledge, from the best in the world, and to have a fabulous social evening, come to the BSSPD conference on March 24, 25, 2023 at the Millennium Point in Birmingham. I look forward to welcoming you all there!

"Athithi Satkar" (*Welcoming our guests with warmth and respect*)

Suresh



2 - The fabulous IMAX auditorium where the conference will take place.

News bites | Winners!

BSSPD Coltene Early Career Award - This award is made to members who are within 12 months of qualification, or undergraduates in their final year of study. They are required to produce a case report involving significant prosthodontic treatment.



The winner of the 2022 Coltene Early Career award was Har-Amrit Singh for his submission "Prosthodontic Management & Full Mouth Rehabilitation of a Patient with Severe Tooth Wear – A Case Report"

PRE



POST

'I am honoured to have been awarded the Coltene Award and invited to the recent Annual Conference in Aberdeen. I really enjoyed the conference where I was able to listen to well-renowned speakers explore topics in prosthodontics, appreciate the clinical and research skills displayed on poster presentations and network with senior colleagues at various stages of their career.' Har-Amrit Singh

Are your details up to date?

Are your contact details up to date? Has your email address changed recently? Have you moved?



The BSSPD needs your up-to-date details, especially e-mail, to keep you informed. If you are unsure if your details are correct or have had problems receiving emails from the society, please contact us to let us know your details. email: admin@bsspd.org

Alternatively, you can edit your contact details yourself: log in to the members only area of our website, click on 'Edit my details' and remember to click the red save button after making any changes.

Schottlander Oral Prize – This award is for the best Oral Presentation delivered to the Annual Conference of the Society.



The winner of the 2022 Schottlander Oral Prize was Dr Noushad Rahim from King's College London for his presentation entitled "Clinical performance of CAD CAM generated nanofilled hybrid ceramic onlays on endodontically treated posterior teeth"

Clinical performance of CAD CAM generated nanofilled hybrid ceramic onlays on endodontically treated posterior teeth

Noushad Rahim*, Shanon Patel, Federico Foschi, Francesco Mannocci, Rupert Austin,

Kings College London

Objectives: The current philosophy for restoring endodontically treated teeth (ETT) in the posterior region is cuspal coverage using full crowns. There is increasing evidence that preservation of tooth has resulted in a better prognosis for endodontically treated teeth. Onlays or overlays are a more conservative alternative to full crowns.

The primary aim of this study is to evaluate the clinical performance of nanofilled hybrid ceramic onlays on ETT, with restorations fabricated using the computer-aided design and computer-aided manufacturing (CAD CAM) system. There is very limited clinical data on success and survival of onlays on ETT as well as the CAD CAM generated restorations on ETT. The traditional material of choice for restoring ETT are ceramics or gold alloys. This study assesses the clinical performance of a nanofilled hybrid ceramic material (Cerasmart®) as an onlay in endodontically treated teeth.

The secondary aim is to assess the wear of these restorations after 1 year of clinical use and compare it to wear from a simulated chewing of 250,000 cycles (1 year of normal chewing use).

Materials and Methods: Patients who attended the endodontic clinics at Guy's Hospital London, if eligible, were invited to take part in the study. On completion of the root canal treatment, following standardised protocols, the teeth were restored using CAD CAM generated onlays or crowns. A total of 150 restorations (onlay, crown or direct composite resin) were placed on 127 patients. Onlays were provided for 116 teeth and 85 were available for the recall after 1 year. Two calibrated operators evaluated the restoration using the modified USPHS as well as the FDI criteria. Survival of restoration was determined using the Kaplan- Meier survival curves.

Results: The restorations were followed from 2018 to 2022. There were a total of 13 failures over the 4-year period. Two had to be extracted due to fracture of restoration and tooth. These two cases had been restored using full crowns. Eleven restorations chipped or fractured and were considered as relative failures. Of these 11 failures, 2 were repaired using direct composite resin and 9 were replaced. There was very minimal wear, on both enamel and the hybrid ceramic.

Schottlander Poster prize – This award is for the best Poster Display presented at the Annual Conference of the Society.



The winner of the 2022 Schottlander Poster prize was Dr Stephanie King from Liverpool University Dental Hospital for her poster entitled "Modified Screw-Retained Obturator Impression Technique following Recurrence after Maxillary ZIP Flap Reconstruction"

Modified Screw-Retained Obturator Impression Technique following Recurrence after Maxillary ZIP Flap Reconstruction

S King*, CJ Butterworth

Liverpool University Hospitals NHS Foundation Trust

The Zygomatic Implant Perforated (ZIP) flap technique¹ has been well established for many years for the management of low-level maxillary malignancy. It combines the placement of zygomatic implants at the time of primary oncological resection together with microvascular soft tissue free flap reconstruction of the resulting oro-nasal defect to allow immediate palatal reconstruction and rapid fixed dental rehabilitation. A recent cohort study has demonstrated high survival rates of implants and prostheses despite 60% of this cohort requiring adjuvant radiotherapy, together with excellent patient related outcome measures². However, this group of patients have worse disease survival with higher rates of local and regional neck recurrence with the 2-year survival being reported at 62% and the 5-year survival being 42% in a recent study of maxillary tumours³. When local recurrence occurs following a ZIP flap reconstruction, it is inevitable that part of the original reconstruction will be removed, necessitating a further free flap or a change of approach towards prosthetic obturation especially in the elderly or irradiated patient. This involves changing the patient

from their initial implant supported fixed bridge prosthesis into an implant supported removable obturator to allow defect hygiene and observation. The presence of existing zygomatic implants not only provides essential "in-defect" support and retention but allows an accelerated rehabilitation for patients dealing with their second oncological resection. We present the workflow for patients in this situation from surgical obturator construction, fitting and modification together with the subsequent use of a screw- retained maxillary impression tray to obtain a suitable impression of the implants and associated defect to allow the fabrication of an implant retained bar obturator, without the danger of getting impression materials stuck in the undercuts associated with the implants.

References

1. Butterworth CJ, Rogers SN. The zygomatic implant perforated (ZIP) flap: a new technique for combined surgical reconstruction and rapid fixed dental rehabilitation following low-level maxillectomy. *Int J Implant Dent*. 2017 Dec;3(1):37.
2. Butterworth, CJ., Lowe, D., & Rogers, S. N. The Zygomatic Implant Perforated (ZIP) flap reconstructive technique for the management of low-level maxillary malignancy – clinical & patient related outcomes on 35 consecutively treated patients. *Head & Neck*. 2021 doi:10.1002/hed.26933
3. Rogers SN, Adatia A, Hackett S, Boscarino A, Patel A, Lowe D, Butterworth CJ. Changing trends in the microvascular reconstruction and oral rehabilitation following maxillary cancer. *European Archives of Oto-Rhino-Laryngology* 2022 (In press)

News bites | Members achievements

Funding award | Student member, Alicia Gordon, shares details of a project which she has received funding for.



Alicia Gordon



Cecilia Dong (supervisor)

Title: Preparing dentists to provide geriatric dental care: Exploring the acceptance of geriatric dentistry programming for undergraduate dental students

Gordon, A., Dong, C.S.

Schulich School of Medicine and Dentistry, Western University, London, Ontario, Canada

We are grateful to the Ontario Dental Association - Summer Research Studentship, and the [Schulich Dentistry](#) Research Studentship, Schulich Medicine & Dentistry for funding this project

Background Older adults frequently report unmet oral healthcare needs. Current research suggests negative provider perceptions play a role in limiting access to and use of dental services by older adults. Based on findings from a scoping review on the topic, we conducted stakeholder interviews and developed a questionnaire to better understand the facilitators and barriers associated with explored solutions to address this care gap using a Southwestern Ontario lens. **Methods** Participants were recruited to complete a questionnaire and participate in semi-structured interviews, which were

developed using key areas of insight from our scoping review. Stakeholders were divided into two groups for analysis: Students, and faculty or administration. Questionnaire data were analyzed using SPSS and interview data were thematically analyzed using NVivo.

Results Ten students and twelve faculty or administrative staff completed the questionnaire, while ten students and ten faculty participated in interviews. Analysis of data is still ongoing; however preliminary analysis suggests students report feeling positively or neutral to the notion of treating elderly patients, but require additional training and support to feel comfortable treating these patients. Of particular interest, students indicated a preference for completing removable prosthodontic procedures because it was perceived as less invasive than other treatment, however, they were still reluctant to perform this service due to a lack of additional didactic training, and the advanced case complexity seen in the elderly patient population. Support was most desired in the form of didactic training and extramural rotations; however, faculty members caution that extramural rotations may lead to negative effects. Therefore, clinical exposure should be navigated with caution. Interdisciplinary collaboration may further support this progress but is impeded by resource and communication barriers.

Conclusions There is a current gap in geriatric dentistry education. Dental students do not report feeling negatively toward treating the elderly, but they do require additional training for comfort. Didactic and practical training is desired, however caution should be used when integrating clinical exposures. Future work should seek to explore pre-and post- effects of interventions targeted towards undergraduate geriatric dentistry education on student attitudes toward the elderly and perceived competence, and address solutions for interdisciplinary communication.

To be submitted to the Journal of Dental Education in late 2022

Did you know the [public can use our website to find a prosthodontist?](#)

If you wish to be included on the search database you need to opt in – just log in to the members section of the website, click on ‘Edit members details’ then ‘edit primary contact details’, then ensure the ‘yes’ button for ‘show details on website’ is selected. Don’t forget to click the red save button once you have amended your details. If you practice from multiple locations you can add each practice location to improve your chances of appearing in the search results. If you have any problems with this please contact Kirstin (admin@bsspd.org) and she will be able to help you list your practice.

Please note that since 25th May 2018, your practice may no longer be listed if you did not reply to our email confirming that you still wanted to be listed.

Elected representative | Dr Victoria Harper and WIN



Dr Victoria Harper,
Specialist in Restorative Dentistry

I was delighted to be elected to the UK and Ireland Women's Implantology Network Committee (WIN) in January this year. WIN is a global network with 4000 members from 136 different countries. It was first established in 2016 and is led by a global core team of female dental professionals, all of whom are accomplished implant clinicians in their own countries. As a committee we work in conjunction with the International Team for Implantology (ITI) to engage, inspire and support female dental professionals within implant dentistry. I was lucky enough to be invited to the Global meeting of the core team at Euoperio10 in Copenhagen in June and sat alongside a team of women including ITI president Charlotte Stillwell and world-renowned Periodontologists and Implantologists Martina Stefanini and France Lambert, not to mention our Specialist Prosthodontist and current WIN chair Adela Laverick. Over breakfast we found that there were common themes encountered by Women in implant dentistry across the world and spent time discussing strategies to develop the WIN network and make it work for our members. Over the next 3 years our UK and Ireland WIN committee will be working to increase the engagement of women in implant dentistry and develop our UK and Ireland WIN circles network. On a personal level we want to ensure that the bright young women that are clearly capable of the academic and clinical challenge of undergraduate dental training, are then supported to fulfil their full professional potential within their working career. On a professional level, we want to see a true cross section of speakers, leaders, and role models to encourage and inspire the next generation, and we want the profession to benefit from the full involvement of this talent.

We have already begun by raising the profiles of our female committee members working within implant dentistry during our first webinar "A WIN-ing variety of careers in implant dentistry" which was held in April this year. We showcased the implant dentistry career pathways of our committee and that of current ITI president Charlotte Stilwell who also joined the panel. Following on from this success we held a further webinar on Human Factors led by WIN committee member Angela Cowell, an implant dentist working at the prestigious Campbell Clinic in Nottingham.

We will be holding our first face-to-face event in London on 19th November 2022. The theme is "**Empowered Communication**" and it will be led by former Police Scotland Hostage and Crisis Negotiator Cathy Macdonald. Hope to see you there!

Details coming soon on our [Instagram page](#)!

Council matters | Update



President Elect | Mr James Owens

I am delighted, honoured and not a little surprised to be asked to be the President Elect for BSSPD this year. I was about to go on a wet Welsh hill walk with the family when President Dean Barker rang me to say my name had been put forward by Council and ask would I accept. After a thorough soaking and lots of fresh air I rang back the next day to say yes!

I have been a member of BSSPD since the early 90's when, as an SHO at Cardiff Dental School, I was encouraged to join by two of my early mentors Professors Derek Stafford and Robert Jagger. I was encouraged to attend meetings and present posters to help develop and further my training. I remember having to be nominated and seconded for my membership –how times have changed! I always found the society totally welcoming and inclusive. It has helped me progress and further my knowledge and skills as well as enjoying the camaraderie and friendship of colleagues.

I was privileged to be elected to Council in 2014 and was pleased to help widen membership by organising presentations and panel discussions at the BDA Conference under the BSSPD banner, as well contributing to the excellent Webinar series that is a mainstay of the Societies CPD programme.

I am now looking at preparing for 2023 when I take over the Presidency from Suresh and welcoming you all to Cardiff in 2024 for the BSSPD annual Conference. In the meantime I hope to help and support the Society in any way I can.

Honorary secretary | Ms Stephanie King



I'm delighted to be commencing my 3 year term as Honorary Secretary of the BSSPD. This is a pivotal role in managing the business of the Society.

Key administrative aspects to this role include conducting all correspondence to members, working with the President in the organisation of meetings, and keeping minutes of the business of Society.

The Honorary Secretary role also has wider relevance alongside Council in supporting and promoting the work of BSSPD with our educational aims and building connections with the membership to drive the society forward. I look forward to working with you all over the term of my office.


Council member | Ms Stephanie Hackett



I am currently ST4 in Restorative Dentistry at Liverpool University Dental Hospital, having qualified from The University of Sheffield in 2014 and completed foundation and dental core training across the West Midlands and North West. I have been awarded MFDS and PGCert in Medical Education qualifications and I am working towards the Membership in Prosthodontics and ISFE examinations this coming year.

My ambition on the BSSPD council is to offer a trainee and early career member's perspective and representation. I believe there is a great prospect for the future of the society and prosthodontics through our undergraduates and early career practitioners, and development of this area is important to help our society grow. I look forward to seeing how we can educate general practitioners and specialists alike through the wealth of expertise our society has to offer.

Council member | Prof Gerry McKenna



I am Professor of Oral Health Services Research and a Consultant in Restorative Dentistry based in Queen's University Belfast. I am a Principal Investigator within the Centre for Public Health in the university where I lead a multidisciplinary research team focused on improving oral health for older adults, patients' diagnosed with head and neck oncology and those with missing teeth. I am president-elect of the British Society of Gerodontology and past president of the European College of Gerodontology as well as the Geriatric Oral Research Group within IADR. I have published widely in the fields of gerodontology, clinical prosthodontics and implant dentistry. I have also published two textbooks: Clinical Cases in Gerodontology; and Oral Health and Nutrition.

I have been a member of BSSPD since I graduated and I was fortunate enough to win some awards from the society to support my speciality training. I was keen to join the council to repay the support which I received from the society and to encourage more trainees and recent graduates to join.

I will also be aiming to encourage clinical research within BSSPD with the aim of sharing knowledge and improving clinical outcomes for our patients.

STAY UP TO DATE

In addition to this critically acclaimed newsletter, there are many ways that you can stay up to date with the society's activities, news and events - the choice is yours!

[BSSPD website](#)

[BSSPD facebook page](#)

[BSSPD twitter](#)

[BSSPD instagram](#)

StR representative | Mr Oliver Jones



I'm Ollie and I currently work as an ST3 in Restorative Dentistry at Charles Clifford Dental Hospital in Sheffield. I have been the Specialty Registrars in Restorative Dentistry Group (SRRDG) representative for BSSPD for the last two years. This role allows me to liaise between the trainees in Restorative Dentistry and the Monospecialties on important issues that are facing the profession, as well as helping BSSPD address training and curriculum requirements. As a trainee, it is important to understand challenges facing the profession, and being part of council has given me opportunities to do so, as well as networking with colleagues around the United Kingdom. I hope to continue this role on into the future and be part of some exciting projects that are being developed.

BSSPD 2022-23 Webinar series

The webinar series for 2022-23 is curated by our president Dr Suresh Nayar. For a taster of what is to come, please see below. The webinars are hosted by Drs James Field and Richard Crosby. Please also note that non-members are now able to access the back catalogue on a pay per view basis. Please let your non-BSSPD colleagues know (though, we would love them to join our society, and then they can have access to all of them). Updates will be available on the BSSPD website and social media pages.

September 2022	Dr Shash Bhakta
• Precision Attachments	
October 2022	Dr Raj Patel
• Surgical and Prosthodontic tips in Implants	
November 2022	Dr Sree Koka
• Leading in times of Crisis	
December 2022	Panel discussion hosted by Drs Swati Nehete & Raelene Sambrook
• Prosthodontics – Through a different lens	
January 2023	Akhila Reghunathan
• Facial Prosthetics	
February 2023	Dr Aws Alani
• Endo vs Implants	

On-demand CPD

Don't forget, webinars can be accessed by members on the [on-demand CPD page](#). The page has been revamped and looks great. There is a huge catalogue of fascinating presentations that can be accessed anywhere, anytime.

 <p>In conversation with More details >></p>	 <p>Where have we come from and where are we going with the evidence base in prosthodontics? More details >></p>	 <p>Where have we come from, and where are we going with the management of TMD? More details >></p>	 <p>Where have we come from, and where are we going with tooth whitening? More details >></p>
 <p>BSSPD Christmas Gold Medal Lecture More details >></p>	 <p>Tooth Auto-Transplantation More details >></p>	 <p>Optimising successful Surgical management of hypodontia patients using dental implants More details >></p>	 <p>Mini dental implants for the edentulous mandible More details >></p>
 <p>Full Arch Restorations on Dental Implants More details >></p>	 <p>Challenges and strategies for managing impaired oral health related quality of life. More details >></p>	 <p>Periodontal considerations in Prosthodontic rehabilitation More details >></p>	 <p>New Classification of Periodontal and Peri-implant diseases and conditions More details >></p>
 <p>Endodontic Considerations in Prosthodontic Care More details >></p>	 <p>Modern Clinical and Laboratory Dental Photography More details >></p>	 <p>I've got 99 problems but is Ceramic one of them? More details >></p>	 <p>Pragmatic Treatment Planning for the Older Patient More details >></p>

EMAIL PREFERENCES



We still have some members who haven't completed their email preferences following the introduction of GDPR in May 2018 – this means that you won't receive emails from us about our events, events run by other organisations, job vacancies, surveys, research studies or consultations etc.

To set your email preferences or to amend them, please log in to the members only area of our website, click on 'Edit my details' and remember to click the red save button after making any changes.

Obituary | Robin Heath



On Saturday the 7th of May 2022, Professor Michael Robin Heath passed away peacefully in his 87th year.

Born in South Africa, Robin Heath grew up in London where he graduated in Dentistry in 1961. Having been awarded an FDS and PhD, he became Chairman and Professor of Gerodontology at the University of London. Robin Heath established the first European MSc course in Gerodontology and supervised over 80 postgraduate and PhD students during his career.

He was a life member of the IADR, the British Society of Gerodontology (BSG) and the British Society for the Study of Prosthetic Dentistry (BSSPD). In the Society of Oral Physiology, the so-called Store Kro Club, he was a highly respected and very committed member over many decades. He was particularly influential in the European College of Gerodontology, which made him an honorary member in 2001. The ECG meeting in Stirling, which he organised in 1992, remains unforgotten and unequalled.

Robin Heath was particularly well known as Editor-in-Chief of the journal *Gerodontology*, which is today still the international journal in the field. During the early years the issues were compiled with considerable personal effort, with his assistant Barbara Tucker, in the living room of his home, before it was later more professionally published by Wiley.

Robin Heath was a full blooded academic and mentor, launching and nurturing many academic careers and through his motivation and example, several of his students became and are still international chairs in gerodontology or prosthodontics. He was one of the first to recognise the importance of gerodontology as a subject in the context of the demographic changes in society at large. He also knew how to skilfully link oral physiology with the ageing masticatory system, thus contributing significantly to the modern understanding of masticatory function, especially of edentulous patients with conventional or implant-supported dentures. Not only was his knowledge of the literature extensive, he also knew every author personally and had a signed copy of most of their doctoral theses or at least offprints in his office. One could almost say he was the inventor of 'networking' and among his students he created a family team spirit that continues to this day. It was fostered by the open house that he and his wife Maggie ran, where everyone from near and far was welcome. There were of course the wonderful reading weeks at the cottage in Wales, where after long walks along the coastal path, research was discussed in the evenings in front of an open fire over a glass of whisky!

In his private life, Robin was an excellent sailor and passionate photographer. His talent as a tinkerer was mainly lived out in disassembling and assembling vintage cars and this was also put to good use in devising many laboratory experiments. After many years of insidious illness, Robin passed away peacefully after a short stay in hospital. He leaves behind his son James and daughter Gillian with their families and children. His love of academic and critical intellectual exchange, as well as the joy of creativity and innovation that he gave us as we embarked on our professional journey, will remain with us. We will remember him fondly and often. May he rest in peace.

Prof Frauke Müller

Member innovations | NoPaS - a Novel Patient Shield to protect patients and clinicians

Mojtaba Dorri, Consultant in Restorative Dentistry, and his team at University of Bristol and University Hospitals Bristol and Weston NHS Foundation (UHBW) have developed and patented a Novel Patient Shield (NoPaS) that allows all dental procedures to be carried out safely by containing aerosol-transmitted micro-organisms in the mouth, protecting dental professionals and subsequent patients (Figure 1).



Figure 1: NoPaS in clinical setting

The COVID-19 pandemic significantly reduced access to dental care due to suspension of routine dental treatments. In England, it is estimated that 40 million NHS dental appointments and several million courses of dental treatments were missed as a result. Suspension of routine dentistry led to increased use of antibiotics (by 25% in England) and dental extraction for otherwise treatable dental diseases.¹

The recommended fallow period after any aerosol generating procedures (AGPs) led to most UK dental practices operating at less than their pre-pandemic capacity, which in turn compromised their financial sustainability. Currently, some patients in England are being put on a three-year waiting list.

Experts advise that some transmission of COVID-19 and other air-borne infections (e.g. Tuberculosis) will be a risk for the foreseeable future. Moreover, experts advise that similar pandemics are inevitable, more frequent, and deadlier, greatly impacting the global economy. The WHO estimates we face a pandemic threat every 5 years.² COVID-19 is likely to remain a concern for some time. This indicates the necessity for being better equipped and prepared for present and future pandemics.

There are currently no effective methods to avoid virus spread in dental clinics. Available solutions (e.g. high-volume suction, rubber dam, fallow time, air-purifiers) may reduce (not eliminate) aerosol spread and no high-quality studies show this.³ Using enhanced personal protective equipment (PPE) for dental care is not environment-friendly and does not prevent virus spread, exposing dental teams and subsequent patients to airborne infections.⁴

NoPaS comprises active air flow barriers and other features to prevent virus spread, allowing all dental procedures to be performed safely. Some NoPaS parts will be disposable and can be quickly replaced between patients. The remaining components can be easily and quickly cleaned with standard disinfectants. With modifications, NoPaS is suitable for medical procedures on the head and neck, including endoscopy, anaesthetics and ear, nose and throat.

Extensive tests in physics lab, on dental simulation units (DSUs) and patients indicated the effectiveness and efficiency of NoPaS in preventing aerosols (thus virus) spread during AGPs. We have successfully filed the UK and international patent for NoPaS. With the device now patented, we are actively seeking partnerships to take NoPaS into mass production.

Declaration of interest: NoPaS development was supported by [Elizabeth Blackwell Institute](#), MRC Confidence in Concept and [Bristol and Weston Hospitals Charity](#) (formerly Above & Beyond) grants.

References:

1. Shah S, Wordley V, Thompson W. (2020). How did COVID-19 impact on dental antibiotic prescribing across England? *BDJ* 229. 601–604.
2. Fan V, Jamison D, Lawrence H, Summers L. Pandemic risk: how large are the expected losses? *Bulletin of the World Health Organization* 2018;96:129-134.
3. Clarkson J, Ramsay C, Richards D, Robertson C, Aceves-Martins M; on behalf of the CoDER Working Group (2021). Aerosol Generating Procedures and their Mitigation in International Dental Guidance Documents – A Rapid Review. Cochrane Oral Health Group.
4. Meng L, Hua F, Bian Z. (2020). Coronavirus Disease 2019 (COVID-19): Emerging and Future Challenges for Dental and Oral Medicine. *J Dent Res.* 2020 May;99(5):481-487.

Further information can be found [here](#)

Member activities

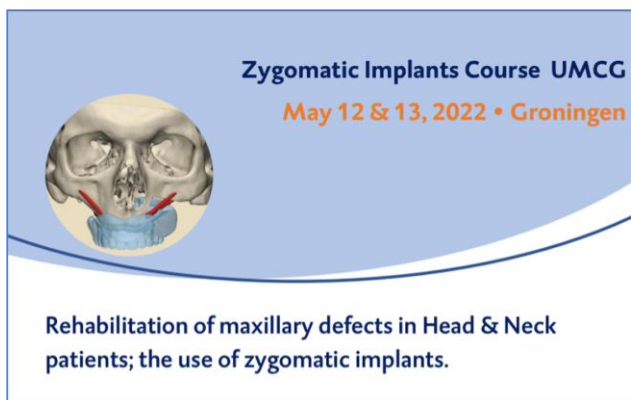
National training course on Head and Neck cancer | Morriston Hospital, Swansea



The Department of Restorative Dentistry at Morriston Hospital Swansea resumed its national training course on Head and Neck Cancer after a 2 year break due to the Covid -19 pandemic. The return of the 3 day course was welcomed by Specialist Trainees from across the UK and Ireland to who attended... Speakers from most of the specialties on the Swansea Head and Neck MDT gave informative presentations and were also joined by speakers from the Cardiff and Vale Head and Neck MDT. Despite the 2 year lay off the feedback was once again positive Thanks to BSSPD members Matthew Thomas, Matthew Locke, Liam Addy and Derek Hall for their help in organising and delivering excellent presentations.

James Owens

International teaching course on Zygomatic implants | Netherlands



Prof Chris Butterworth spent two days in May teaching a group of Maxillofacial Surgeons & Prosthodontists from all the major cancer centres in the Netherlands. This 2-day cadaveric course provided theoretical and practical training on the use of zygomatic implants in the management of patients with maxillary malignancy. Implant supported obturation and ZIP flap reconstruction were the key themes as well as the advantages and disadvantages of guided surgery for zygomatic implant placement.

Chris Butterworth

Webinar presentation to International College of Prosthodontists



Our President, Dr Suresh Nayar was invited by the International College of Prosthodontists to present a webinar on “Collaborations – Key to successful outcomes in maxillofacial prosthodontics”.

Who's who

Officers and co-opted members

President: **Dr Suresh Nayar**

President Elect: **Mr James Owens**

Honorary Secretary: **Miss Stephanie King**

Honorary Treasurer: **Miss Pamela Yule**

Honorary Curator and Awards Administrator:

Prof Chris Butterworth

Immediate Past President: **Dr Dean Barker**

Conference Organiser (Co-opted): **TBC**

Webinar Hosts (Co-opted): **Dr James Field & Richard Crosby**

International Representative (Co-opted): **Dr Suresh Nayar**

Young Practitioner Group Co-Chairs (Co-opted): **TBC**

Council Members

2020-2023: **Dr Rajesh Dubal, Dr Swati Nehete,**

Dr Raelene Sambrook

2022-2025: **Miss Stephanie Hackett, Dr Gerry McKenna,**

Prof Barry Quinn

StR Representative: **Mr Oliver Jones**

Society Administration Manager, Data Protection:

Mrs Kirstin Berridge

Continuing Professional Education: **BSSPD council**

RD-UK: **Dr Rob McAndrew**

EPA Joint National Committee: **Mr Richard D Welfare**

SAC in Restorative Dentistry: **Miss Pamela Yule & Dr Rupert Austin**

Advisory Board in restorative dentistry (Edinburgh RCS):

Dr Rupert Austin

Back cover | BSSPD conference 2022



3 - Rachel Jackson and her amazing artwork, featured at the conference, courtesy of S Nehete



4 - Delegates enjoying the first F2F BSSPD conference for 2 years, courtesy of S Nehete