



The British Society of Prosthodontics

NEWSLETTER

Volume 34, November 2025



CONTENTS

1 Annual Conference 2026

2 BSSPD Awards

3 Newsbites - Society

4 Sponsors & Discounts

5 Newsbites - Members

6 Who's Who on Council



Image Courtesy of: Dr David C. Attrill
Birmingham Community Healthcare NHS Foundation Trust
Creative Hub

ANNUAL CONFERENCE 2026

PRESIDENT: Dr Upen Patel



PROSTHODONTIC EDUCATION

Preparing for a Changing World

Date: 16th - 17th April 2026

Venue: The ICC Birmingham



The theme for the conference will focus on preparing both our current and future workforce to meet the evolving needs of our population. As the world changes faster than ever, ensuring our healthcare professionals are equipped with the right skills and training is more important than ever. Together, let's explore what the future holds and how we can stay ahead of the challenges and opportunities that lie ahead. We have already spoken to multiple sponsors who are keen to deliver an engaging trade show. Come and enjoy a BSSPD conference like never before!

Birmingham has undergone a remarkable transformation in recent years, making it an exciting destination for the 2026 conference. The city has seen major investment, with striking new developments reshaping the skyline. Centenary Square and the area around Town Hall have been revitalised, offering stunning public spaces, while an array of new restaurants, bars, and cultural hotspots have brought fresh energy to the city. If you haven't visited Birmingham recently, you may find it almost unrecognisable!

Our venue, the ICC, is a world-class conference centre, perfectly located in the heart of this vibrant, diverse city. We are also hosting a post-conference networking reception at the end of day one. This will be a fantastic opportunity to reconnect, engage with exhibitors, and enjoy refreshments in a relaxed setting. And with Birmingham's thriving nightlife just steps away, you can continue the evening with friends and colleagues—perhaps even reminiscing about your undergraduate and trainee days on nearby Broad Street or in Brindley Place.

I look forward to welcoming you to Birmingham in Spring 2026!

Dr Upen Patel, President 2025-26

**SAVE
THE DATE**

BSSPD Annual Conference

PROSTHODONTIC EDUCATION

Preparing for a Changing World

16–17 April 2026
The ICC, Birmingham

Booking will open later this year
For Oral and Poster
Presentations, submissions must
be entered prior to Midnight
Friday 31st January 2026



Join us at the 2026 BSSPD Conference in the vibrant city of Birmingham, where we'll explore how to prepare our current and future workforce to meet the ever evolving needs of healthcare. With expert speakers and an exciting trade show, this will be a conference not to be missed!

bsspd

Invited Speakers

Day 1 – Thursday 16th April 2026



From Wax to Workflows: Preparing Prosthodontists for Today & Tomorrow's Practice

Dr Raj Dubal

Restoring Endodontically Treated Teeth - Dr Simon Stone



Digital Occlusion - is there an evolution?

Professor Riaz Yar



4D Facial Imaging: A Hollywood Story with Clinical Impact

Professor Balvinder Khambay



Educating for the Future Workforce

Professor Janice Ellis



Changes in Prosthodontic Specialty Training

Dr Rupert Austin



Changes in Restorative Specialist Training

Mr Kalpesh Bavisha



NAILING IT: Wellbeing and Leadership Strategies for Optimal Performance in a Changing World

Dr Rana Al-Falaki

Day 2 – Friday 17th April 2026



Minimum intervention oral care (MIOC) – managing caries and restoring teeth in primary care

Professor Avijit Banerjee



Hypodontia. Yesterday, today and tomorrow

Professor Martin Ashley



Implant Dentistry Education: Everyone wants the view, nobody wants the climb

Dr Aws Alani

Clinical Application of Dental Materials - Mr Owen Addison



Development of Maxillofacial Prosthodontics in an ever changing world. Going back to the future

Dr Harry Reintsema, DDS, PhD

AWARDS UP FOR GRABS



In-Training Award:

- To support those in specialist training in Prosthodontics or Restorative Dentistry who are members of BSSPD, to obtain further clinical, audit or research experience in prosthodontics, in a unit away from the one at which they are normally based. For further information and to apply, please click [here](#).
- Up to £1500
- Closing date: Midday on Monday 2nd February 2026.



Schottlander Oral Prize:

- This award is given to the best Oral Presentation delivered at the Annual Conference of the society in the advancement of knowledge in Prosthodontics. For further information, please click [here](#).
- Prize of £1000
- Opening Date: Winter 2025. Closing date: Midday on Monday 2nd February 2026.



Schottlander Poster Prize:

- The Schottlander poster prize is awarded to the best poster at the annual conference. Any topic relating to prosthodontics may be submitted. For further information, please click [here](#).
- Prize of £400
- Opening Date: Winter 2025. Closing date: Midday on Monday 2nd February 2026.



BSSPD Early Career Awards:

- These awards are made to BSSPD members who are within 12 months of qualification, or undergraduates in their final year of study. The candidates are required to present a poster at the Annual BSSPD Conference. For further information and to apply, please click [here](#).
- Prize of £150
- Closing date: Midday on Monday 2nd February 2026.



BSSPD Kulzer Undergraduate Award:

- This award is made for the best critical review received by BSSPD on a subject related to Prosthodontics. For further information and to apply, please click [here](#).
- Prize of £250
- Closing date: Midday on Monday 2nd February 2026.



Look out for the winners of these awards (now closed) at the Annual Conference 2026:

The Gold Medal - presented once every three years to an individual who has made exceptional contributions to the development of Prosthodontics.

BSSPD Research Award - Supporting early career researchers in Prosthodontics to undertake high-quality research that benefits patients.

In-Training Award: 2025 Report

Dr Sidra Suleman- ST3 in Restorative Dentistry at Cardiff Dental Hospital

The report below details the experience of one of the winners of the BSSPD In-Training Award for 2025. This was Dr Sidra Suleman, a Restorative Trainee in Cardiff who attended an Implant Journey Course (by ACE courses) held on 24-25 October 2025:

"I am very grateful for the BSSPD giving me the opportunity to attend the implant journey course which was led by Mr Kushal Gadhia, a former Consultant in Restorative dentistry at the Eastman Dental Hospital. This two-day programme was held in London with the first day focusing on an introduction to implants and socket preservation followed by the surgical and clinical stages of placing and restoring implants.

The first morning session consisted of a series of lectures pertaining to the indications/ contraindications and risks factors for placing implants. I learned about the SAC assessment tool which I will be implementing into my clinical practice going forward. It was extremely beneficial to revisit atraumatic extraction techniques for anterior and posterior teeth as this will aid in maximum bone preservation. As part of the teaching session, we also covered biomaterials used in implant dentistry. In my own practice I have predominantly used the Bio-Gide resorbable membrane by Geitslich so it was useful to learn about and compare other membranes such as the Jason membrane by Straumann and the Mem-lok resorbable collagen membrane from Biohorizons. These discussions also prompted me to do further research into the bone substitute materials so I have a greater awareness of their function, resorbability, and mechanical strength.




Image 1: Membrane trimming for socket preservation

In the afternoon we learned about socket preservation and I gained hands on experience of carrying out this procedure. I had not done socket preservation before and had limited knowledge on the subject. So naturally I was very curious to learn about the technique and its clinical benefits. For this session we were given models with an extracted UR1 and we practiced placement of bone grafting material and membrane followed by sutures to close the extraction site.

In-Training Award: 2025 Report Cont'd

On the second day we familiarised ourselves with the Osstem implant kit and placed implants in the upper premolar region using guided and non-guided techniques. By working in pairs, we were able to assist each other and give valuable feedback. This session was particularly useful as it helped me gain confidence with using the drills and practice the correct angulation and depth of implant placement. We also touched upon the subject of tissue and bone level implants and the various types of bone grafting techniques which was of added benefit.

The afternoon session was then focused on restoring implants. I took open and closed tray impressions of the implants which was a new experience that highlighted the importance of ensuring the impression copings were accurately placed and securely embedded within the impression. I also had the opportunity to use an intra oral scanner with scan bodies which was very beneficial as our department encourages its use as we are transitioning to more digital dentistry.



Image 2: Implant placement



Image 3: Osstem implant placement kit

The session was then concluded with a comprehensive discussion on implant maintenance and the prevention/management of peri implant diseases. Mr Gadhia presented a selection of his clinical cases which gave an insight into the common complications that occur after placing implants and how these can be managed.

Learning about the surgical management of peri-implantitis was of particular value to me as I shall be treating such cases during my training. Overall, from attending this course I have been able to gain the essential tools and understanding required to start my journey in implant placement. Going forward, I will familiarise myself with the implant software and equipment used at my department and organise further clinical observation and hands on experience to facilitate my learning and develop my clinical skills."


BSSPD Early Practitioner's Group Mock Viva Study Day 2025

Miss Stephanie Hackett, Consultant in Restorative Dentistry

The BSSPD ran its successful annual EPG study day on 1st August 2025 at the University of Birmingham. 21 trainees who are preparing for their MPros and ISFE(Rest Dent) examinations attended and were able to sit and observe 10 mock viva examinations with experienced specialists and consultants throughout the day.

Delegates were put through their paces experiencing exam style scenarios in a variety of Prosthodontic topics and were given the opportunity for personalised feedback. All delegates agreed that the study day enhanced their understanding of Prosthodontic topics and prepared them for their examinations.

Thank you to our examiners who gave up their time to support the day, and well done to all delegates who performed brilliantly - good luck in your upcoming examinations.



Next Webinar Series Soon to be Released:

The line-up for our popular webinar series will be released in due course, and we have listened to our member feedback! Live webinars are available to all free of charge to view live on the night together with verifiable CPD. The webinars have been delivered by key speakers and opinion leaders in all areas of prosthodontics, offering verifiable CPD from the comfort of your own home.

On Demand CPD: Our entire catalogue of Prosthodontic verifiable CPD is available to our members for free. They are also available to non-members at a cost of £10 per webinar. If you miss any webinars, they will be uploaded to the website to view 'on-demand' - just click on the on-demand CPD tab.

EXCLUSIVE DISCOUNT FOR QUINTESSENCE PUBLISHING

We are pleased to inform you that Quintessence Publishing is offering BSSPD members a **20% discount** on all Prosthodontic book titles until August 2026.

Visit their website [here](#) >> **Discount code: PROSTHO20**



QUINTESSENCE PUBLISHING

A Message to our Sponsors:

We would like to extend our sincere thanks to all of our sponsors for their generous support of our conferences. Their contributions play a vital role in enabling the continued success and development of our events.

Opportunities to sponsor our conference in April 2026 are still available. For further information, please contact: admin@bsspd.org.



Are your contact details up-to-date?

If you are unsure or have had problems receiving emails from the society, email our team at admin@bsspd.org Alternatively, log in to the members section of our website [here](#).

LET'S HEAR IT FOR OUR MEMBERS!

Congratulations on your PhD success:

Dr Anna Greer, Consultant in Restorative Dentistry, Sheffield



Dr Anna Greer, Consultant in Restorative Dentistry at the Charles Clifford Dental Hospital recently passed her PhD from the University of Sheffield. Her research was entitled 'Tensions within Dentists' use of Social Media: a Multiple Stakeholder Perspective' and looked into the particular challenges dentists can have when seeking to use social media ethically and responsibly.

"The aim of the study was to identify how dentists manage the tensions or conflicting demands they encounter when using social media and to explore the educational implications of these tensions for dentists and dental students. It was a qualitative study involving in-depth interviews with dentists, dental students, and a small number of patients.

Four personas were identified: The Sceptic, The Challenger, The Strategist and The Blissfully Ignorant. The Sceptic is cynical about social media. The Challenger is passionate about standing up for others. The Strategist uses social media as a marketing tool. The Blissfully Ignorant is naïve to problems that can occur with the use of social media. Consent was identified as an important issue for patients as well as for dentists and dental students.

The literature review and data identified four areas of tensions: marketing, education, guidance and misinformation. These are relevant for the personas and how they manage the tensions. The areas of tension are also relevant for consent on social media.

The research informs practical and educational advice on managing tensions on social media including ensuring that the opinions of the various stakeholder groups are considered, and consent is obtained. Advice for educators focuses on challenging the differing experiences of the personas. Social media is ubiquitous in daily life and requires attention to ensure dentists can enjoy its benefits and avoid issues."

Congratulations to Dr Anna Greer on the successful completion of her PhD and we wish her continued success in her future work.

LET'S HEAR IT FOR OUR MEMBERS!

A Year of Milestones:

Dr Suresh Nayar, BDS., MDS., MFDSRCS., MRDRCSE, MRDRCPS, MRDRCS, FDS(Rest Dent)RCS., MPhil, FCGDent., FDSRCSE

Dr Suresh Nayar, previous President of the BSSPD (2022–2023), continues to lead the way in Prosthodontics through his ongoing contributions to professional leadership within International Societies. His recent appointments and recognitions reflect a career committed to advancing the specialty and supporting the broader restorative and maxillofacial prosthetics community:



Dr Suresh Nayar was elevated to President-Elect at the recent American Academy of Maxillofacial Prosthetics (AAMP) annual conference in New Orleans, USA. He was the Vice President and the Program Chair of the New Orleans Conference. Pictured here is the installation ceremony of the officers of the AAMP.

Dr Suresh Nayar, President-Elect 2025-26, of the European Prosthodontic Association (EPA), pictured here with other members of the EPA council in Cappadocia, Turkey. Please see the link [here](#).



Continued >

Edinburgh - Full Circle Moments:

Edinburgh has always held a special place in my heart. I first came here in 2003 as a young Specialist Registrar, full of dreams, doubts, and determination. It was here in 2007, at the Royal College of Surgeons of Edinburgh, that I achieved my very first specialist qualification in Prosthodontics outside of India.

I still remember those days vividly—after completing my MDS in Prosthodontics in India, I found myself asking, what next? At that time, opportunities like PhDs for clinicians were scarce. The Membership in Restorative Dentistry (MRD) from the UK Royal Colleges felt like a distant dream, almost unreachable.

Breaking into specialist training in Restorative Dentistry in the UK was no easy task — it felt like breaking a glass ceiling. By grace, perseverance, and perhaps a touch of fate, I was selected into the training program at the Charles Clifford Dental Hospital in Sheffield.

The specialty of Restorative Dentistry is unique to the UK. It is an umbrella discipline comprising the specialties of Prosthodontics, Endodontics, and Periodontics. The program was five intense years, culminating in the ultimate test – exit fellowship examinations – which will provide you with specialist status in the four specialties mentioned above.

I had dreamed of challenging the Membership Specialist Diploma (MRD) exam, which is offered in the single specialty of Prosthodontics. In those days, Specialist Registrars in Restorative Dentistry were discouraged from challenging this exam and were instead required to challenge the Fellowship exam. However, due to my persistence, I was allowed to challenge the examination.



I will never forget the MRD exam at Edinburgh, which was the first of the specialist membership diploma exams in the calendar. Two long days of written essay papers, case review and defence of our clinical work, and gruelling vivas... followed by the longest week of my life, waiting for results. When I finally scrolled through the tiny, slow-loading screen of my old phone, my heart sank at the sight of so many F's (Fail) against candidate numbers. Then, at last—number 7. My number. P. Pass.

I sat down and cried - tears of joy, relief, and sheer belief. That moment taught me that with persistence, resilience, and faith, dreams that once felt impossible can indeed become reality.

That MRD RCSEd was my first Royal College specialist diploma, the first set of letters after my name from Edinburgh. Many more followed — MRD RCPS(Glasgow) & MRD RCS(England), and eventually, my Fellowship by Examination with the Royal College of Surgeons of England (FDS(Rest Dent)RCS). Each step marked by struggle, sacrifice, but also deep fulfilment.

Now 18 years later, I returned to Edinburgh - no more a young registrar, but as an accomplished professional to be bestowed the Honorary Fellowship of the Royal College of Surgeons of Edinburgh. This will be my third fellowship, and my second honorary one.

In receiving this honour, I am filled with gratitude—for my family, mentors, colleagues, patients and all who stood by me through the highs and lows. This recognition is not just mine—it belongs to every person who believed in me, pushed me, and sometimes even doubted me, for they all shaped this journey.

Receiving this fellowship is more than an accolade—it is a reminder of how far one can travel when passion, resilience, and purpose guide the way. From a dream once thought too far, to this moment in Edinburgh—life has come full circle. Here's to perseverance, to never giving up, and to honouring the places and people who shape our journeys.



Do you have an achievement you would like to share with the society?

For example: good news, research prizes and publications, professional achievements, awards, charity adventures, retirements - anything which you think the rest of the society membership would be interested in. If you would like to be featured in our next issue, please email our newsletter editor Dr Cat Black: catherine.black@nhs.net

LET'S HEAR IT FOR OUR MEMBERS!

Celebrating Article Publications:

Dr May Aljanahi, HBMCDM Dubai & School of Medicine, Dentistry and Biomedical Sciences, Queen's University Belfast

Congratulations to Dr May Aljanahi for her recent two-part Literature Review Publication in the BDJ on the 'Challenges faced when masking a single discoloured tooth'.

"Encountering a single discoloured tooth is a common occurrence in dentistry and it poses a significant concern affecting both aesthetic appearance of natural teeth and patient confidence. Management of tooth discolouration involves a wide variety of options and requires specific protocols for both the clinician and patient to achieve an aesthetic result."

Literature review

Challenges faced when masking a single discoloured tooth – Part 1: aetiology and non-invasive management

May Aljanahi,^{1,2,3} Argwan Alhussin¹ and Haitham Elbishari^{*1,2,4}

Link to Article [here](#)

Literature Review

Challenges faced when masking a single discoloured tooth – Part 2: indirect restoration procedures

May Aljanahi,^{1,2,3} Argwan Alhussin¹ and Haitham Elbishari^{*1,2,4}

Link to Article [here](#)

Editorial Reviews on AI in Dentistry:

Dr Ali Nankali, Clinical Senior Lecturer, Barts and The London School of Medicine and Dentistry, Queen Mary University of London

Congratulations to Dr Ali Nankali for his recent editorial reviews in the Dental Tribune on Artificial Intelligence in Dentistry. To access these reviews, please follow the links below.

Five Things AI Cannot Replace in Dentistry—And Why Clinicians Still Matter

Based on both professional dialogue and current developments in dental technology, I have identified five essential things that AI cannot do in dentistry—areas where human expertise, intuition and care remain irreplaceable. These points are not exhaustive, but they represent critical themes that concern all members of the dental team, including general practitioners, specialists and educators. Please click [here](#) to read.

'Smart Dentistry: How AI is redefining the digital dental workflow'

In this article, I explore how AI-driven tools—many designed to be intuitive and accessible—are helping clinicians, dental teams and manufacturers improve outcomes, increase efficiency and deliver a more patient-centred experience. Please click [here](#) to read.

LET'S HEAR IT FOR OUR MEMBERS!


Congratulations to the Romanian Prosthodontics Team for numerous Article Publications:

Dr. Mihaela Pantea DDS/PhD, Senior Lecturer, Department of Prosthodontics, Bucharest, Romania

Dear Colleagues,

It is my great pleasure to share three recent scientific papers authored by our Romanian research team and published in esteemed international journals:

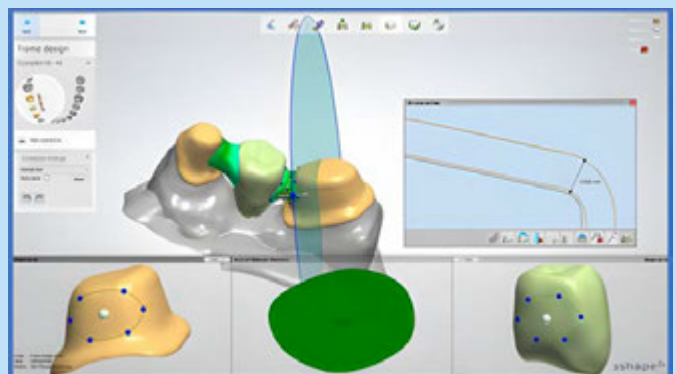
"Effects of Different Surface Treatments and Accelerated Aging on Dental Zirconia - An In Vitro Study" (2025)



This in vitro study aimed to compare the effects of various surface treatments and hydrothermal aging on the phase composition, microstructure, and compressive strength of dental zirconia (ZrO_2). The polished groups showed greater phase stability post-aging. Compressive strength decreased in all treated and aged samples, with monolithic zirconia being more affected than infrastructure zirconia. Polished samples displayed the best surface quality and structural resilience across tested materials. These findings underline the impact of clinical surface treatments on zirconia's long-term mechanical and structural behaviour. Article Link [Here](#).

"Evaluation of Undergraduate Dental Students' Opinions on the Use of Digital Versus Conventional Design in Prosthodontics" (2025)

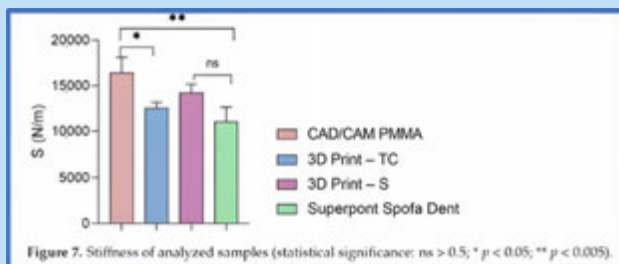
This study aimed to evaluate second-year dental students' perceptions regarding conventional versus digital design in prosthodontics, assessing their theoretical knowledge, practical skills, and attitudes toward these approaches. The findings suggest that students are highly receptive to digital technologies in prosthodontics, favouring digital workflows over conventional techniques. These results highlight the need for continued integration of digital tools into dental curricula to enhance students' competency and prepare them for modern clinical practice. Article Link [Here](#).



LET'S HEAR IT FOR OUR MEMBERS!

Congratulations to the Romanian Prosthodontics Team for numerous Article Publications: Cont'd

"Influence of the Processing Method on the Nano-Mechanical Properties and Porosity of Dental Acrylic Resins Fabricated by Heat-Curing, 3D Printing and Milling Techniques" (2025)



The purpose of this study was to evaluate the nanomechanical properties (hardness, elasticity, and stiffness) and micro-porosity of acrylic resin-based materials indicated for temporary prosthodontic appliances, comparing new manufacturing technologies (milling, 3D printing) with traditional methods.

The comparative analysis of the results enables the optimal selection of processing methods to meet the specific requirements of various clinical applications. Article Link [Here](#).

"Is Sustainability Part of the Drill? Examining Knowledge and Awareness Among Dental Students in Bucharest, Romania" (2025)

The introduction of dedicated sustainability courses could better prepare future dentists to adopt environmentally responsible practices. Furthermore, fostering research collaborations and implementing curriculum reforms would be valuable in advancing sustainability in dentistry. Article Link [Here](#).

Celebrating Competition Winner: Ms Carol Davila

Assoc. Prof. Dr. Ana Maria Cristina Tancu, The Faculty of Dentistry of the University of Medicine and Pharmacy in Bucharest, Romania

We are honoured to share the success of Ms Carol Davila from the The Faculty of Dentistry of the University of Medicine and Pharmacy in Bucharest, Romania, who won the competition Oral Health Professional Educators' "Practice Green" 2025 Award at the Association for Dental Education in Europe (ADEE). It marked a special occasion of the 50th Annual Meeting of this association, taking place in at the prestigious Trinity College in Dublin in August 2025.

This award crowns the sustained efforts, dedication and passion of the teachers and students of this faculty, who have been involved throughout the last four years in numerous activities dedicated to sustainability in dental practice and university education of the future generations of dentists. The recognition received at European level honors our faculty and university, and encourages us to keep pushing forward — to innovate, to collaborate, and to lead by example.

The team that contributed to this success was represented in Dublin by Prof. Dr. Silviu Pituru, Prof. Dr. Andreea Didilescu, Prof. Marina Imre, Prof. Dr. Ruxandra Sfeatcu, and Assoc. Prof. Dr. Ana Maria Cristina Tancu, Senior Lecturer Dr. Mihaela Pantea, Assist. Dr. Ana Cernega, Asist. Dr Miruna Dinescu.

COUNCIL MEMBERS



Who's Who?

COUNCIL OFFICERS

Dr Upen Patel

President

Mr Neil Poyser

President Elect

Dr Shiyana Eliyas

Immediate Past President

Miss Stephanie Hacket

Honorary Secretary

RD-UK Representative

Prof Shakeel Shahdad

Honorary Treasurer

Senate of Specialties Rep (RCS England)

Prof Gerry McKenna

Honorary Curator & Awards Administrator

COUNCIL MEMBERS

Mr Steve Bonsor

2023 - 2026, BSSPD Extended Networks

BSI Dental Implant Committee Representative

Dr Matt Locke

2024-2027, BSSPD Education

SAC in Restorative Dentistry Representative

Dr Catherine Black

2024-2027, BSSPD Communication

Dr Alice Cheadle

2025-2028, BSSPD Communication

Dr Sarra Jawad

2025-2028, BSSPD Education

CO-OPTED MEMBERS AND REPRESENTATIVES

Dr Sehrish Khalid

Early Practitioners Group & Conference

Organiser

Dr Swati Nehete

BSSPD Rep on the FDS Clinical Standards

Committee (RCS England)

Dr Rupert Austin

BSSPD Rep on the Dental Spec Fellow Exam

(DSFE) Board - Pros

Ms Nagham Katif

Dental Technicians Group

Mr Richard Welfare

European Prosthodontic Association (EPA) Joint

National Committee

Mr Joshua Hudson

SRRDG Representative

Mrs Kirstin Berridge

Society Administrative Manager

Data Protection Officer